


South Worcestershire Allocations Policy Consultation Feedback

Malvern Hills, Worcester City and Wychavon Councils formally consulted all applicants with live applications on their current Home Choice Plus Social Housing Register. This was conducted between February 2020 and May 2020. The consultation link online ended on the 1st June 2020.

The below tables show the amount of customers on the Housing Register at the point of consultation:

	Malvern Hills	Worcester City	Wychavon
Email	1376	4037	2537
Letter	393		757
Total Sent	1769		3294
Data Reliability	+ / - 4.0 % for 95% confidence level		

Total Response (combined)



were returned back
in the post or online



via telephone
(Worcester City)

The below sets out the questions asked, and a summary of the commentary responses received:

The first question asked the participant who they were, the results can be seen below:

Consultee	Number	Percentage
Registered Providers	8	1%
Partner Agency	8	1%
Customer	289	47%
Current Occupier of social rented property	68	11%
Current Home Choice Plus Applicant	240	39%
Councillor	3	1%
Total	616	100%

Consultees were asked what they would like the partnership to be called, the most popular choice was "Housing For You" with 42.8% of the votes.

Choice	Votes	Percentage
Housing For You	263	42.8%
Home Match	99	16.1%
Right Home	86	14%
Home Seeker	64	10.4%
Your Home	55	8.9%
Move Match	17	2.8%
Other	31	5.0%

Other suggestions received, included:

- A home for you, a home for everybody.
- South Worcestershire Partnership
- Home4U
- Home Choice South
- Homefinder
- House to Home
- Home Choice Plus
- Finding your home
- Equality and Diversity Housing
- Harth and Home
- Home Partnership
- Three Councils Housing
- Housing for Everyone
- Housing Options
- Right Housing For You
- Takes ages to find you somewhere
- Trinity Housing
- Homes for our Community
- Fresh Start
- Sheer Luck Homes
- Worcestershire Housing

The following set of questions explored new or amended areas of the policy, to gauge customer understanding:

Under the new scheme, **households who are threatened with homelessness and have specific needs will be eligible for the highest banding** if they are working with a Housing Officer. Do you agree with this?

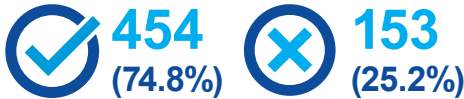


It is proposed that the **bandings will be identified by number 1 – 5** with band 1 providing the highest priority and 5 providing the lowest. Do you agree with this?





It is proposed that **Care Leavers** (young people when they leave local authority care for independent living) **who are tenancy ready will be eligible for the highest banding without the need for a homeless application.** Do you agree with this?



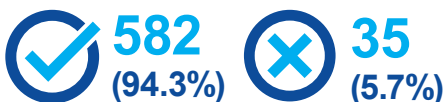
It is proposed that **social housing tenants who are under occupying** (who wish to move and do not use or require all of the bedrooms in their current property) **will be eligible for the highest banding.** Do you agree with this?



It is proposed that **households who are overcrowded and living in a flat with a child under 10 will be awarded band 2** (equivalent to the current Gold Plus), however households with children in flats who are not overcrowded will be awarded band 5 (equivalent to current Bronze Plus). Do you agree with this?



It is proposed that **applicants will be able to bid on all suitable properties that are available** (not restricted to 3 bids a week like in the current policy). Do you agree with this?



It is proposed that **applicants in bands 1 – 3 who refuse one suitable offer of accommodation will have their banding reduced to band 4.** Do you agree with this?



Respondents were asked if they have any further comments to make on the policy. Two hundred and sixty nine provided a response. The summary of themes is listed below

Age	
Under 25	15.2%
25 - 34	32.8%
35 - 44	23.6%
45 - 54	14.2%
55 - 64	8.1%
65+	6.1%

Sexual Orientation	
Heterosexual	94.9%
Gay man	1.4%
Gay woman	0.4%
Bisexual	0.7%
Other	2.5%

Disability	
Yes	22.3%
No	77.7%

Gender	
Male	21.1%
Female	78.2%
Other	0.7%

Relationship Status	
Single	51.5%
Married	21.6%
Civil Partnership	3.8%
Co-Habiting	14.8%
Widowed	2.4%
Other	5.8%

Ethnicity	
White	51.5%
Mixed / multiple ethnic groups	21.6%
Asian or Asian British	3.8%
Black or Black British	14.8%
Gypsy or Traveller	2.4%
Other	2.0%

Other answers included Iraqi, Kurdish and Mixed Caribbean.

10.6% of responses stated that they were currently pregnant or had given birth in the last 26 weeks.