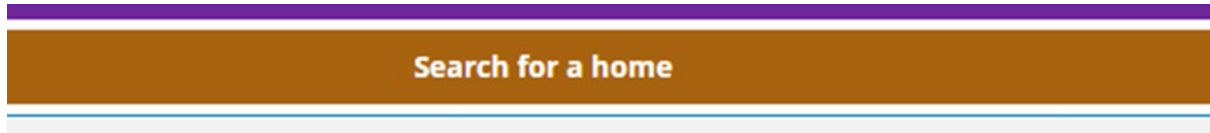
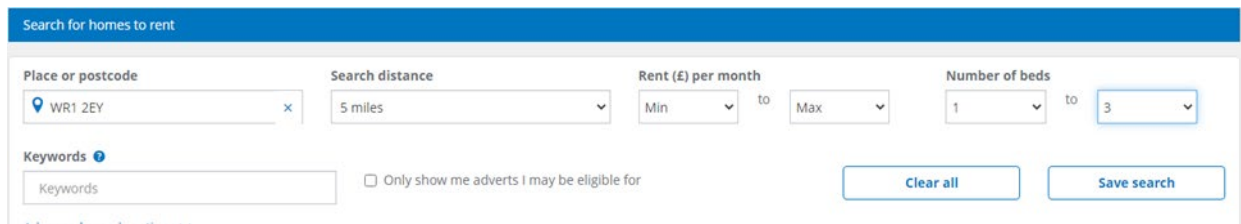


How to bid properties on Housing for You

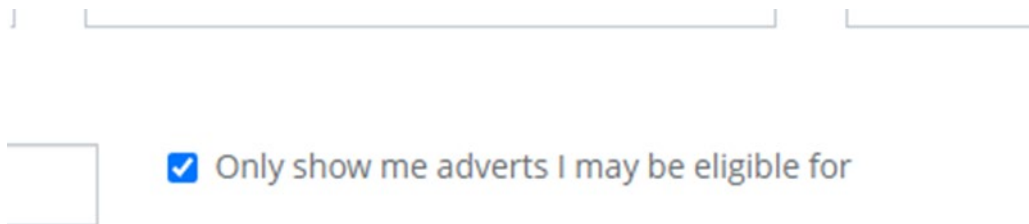
1. Log into your account and Search for a Home.



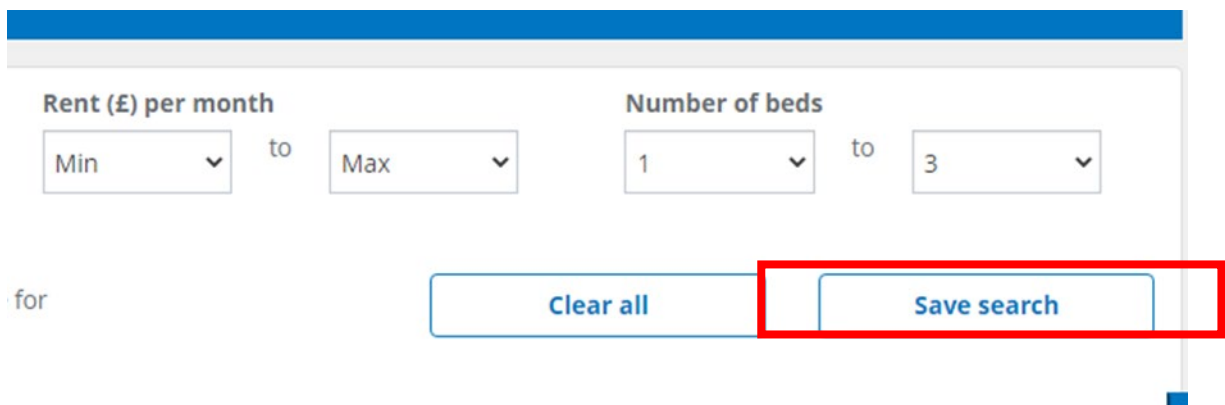
2. Scroll down to view all of the adverts or enter search criteria in the fields.

A screenshot of a search form titled "Search for homes to rent". It includes fields for "Place or postcode" (WR1 2EY), "Search distance" (5 miles), "Rent (£) per month" (Min to Max), and "Number of beds" (1 to 3). There is also a "Keywords" field and a checkbox labeled "Only show me adverts I may be eligible for". Buttons for "Clear all" and "Save search" are visible.

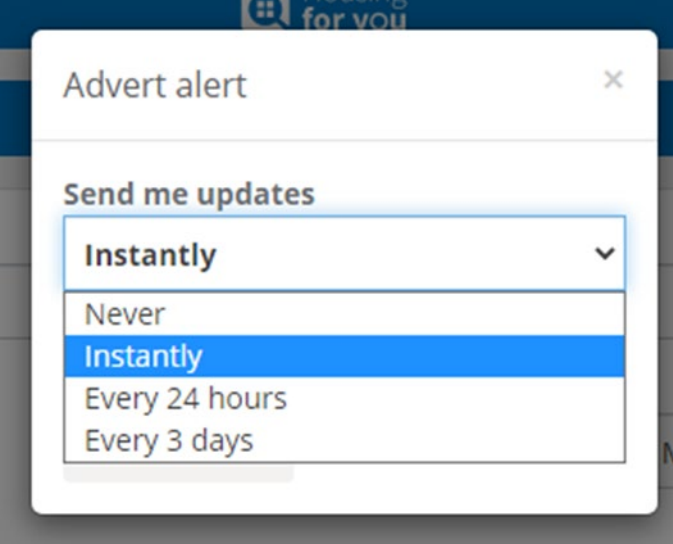
3. To show properties that you are eligible for based on bedroom need, select the checkbox "Only show me adverts I may be eligible for".

A close-up screenshot of the checkbox "Only show me adverts I may be eligible for", which is checked with a blue tick mark.

4. To save this search, click Save search

A screenshot of the search form focusing on the "Rent (£) per month" and "Number of beds" fields. The "Save search" button is highlighted with a red rectangular border.

5. You will be asked to select the frequency of the alert. Instantly means that you will receive an email every time a new advert is added. Click Save.



Advert alert

Send me updates

- Instantly
- Never
- Instantly
- Every 24 hours
- Every 3 days